

The background of the slide is a light gray gradient, decorated with several realistic water droplets of various sizes. The droplets are rendered with soft shadows and highlights, giving them a three-dimensional appearance. They are scattered across the page, with a higher concentration in the top-left and bottom-right corners.

INTRODUCING OUR SOCIAL AND LABOUR PLAN TRACKER

COPYRIGHT SG MULLER SLP4GOOD

OCTOBER 2023

LET'S START WITH THE DASHBOARD

File Edit View

X Dashboard



Share

Need reports and forms?

Click the link of the google sheet below for the following:

- Estimated mining charter score
- Form R hard to fill vacancies
- From S employees by occupation
- Form Q employees by qualification
- From T - procurement progression
- Employment equity Profile
- Labour sending areas.

[Mine X SLP Data and Reports](#)

Tasks and documents

- X Document Library
- X SLP Task List

HRD

- X Career Progression
- X Mentorship
- X Form R Hard to Fill Vacancies
- X WSP/ATR Records

LED/Stakeholder Management

- X Project: Classroom Furniture
- X Project: Container Albert Sisulu
- X Project: Drainage Stone Paving Retaining Wall
- X Project: Mobile Kitchen
- X Stakeholder Engagement Records

HLC/MCD Checklist from MCII

- X Yes/No Scorecard Indicators

Sheets with forms and reports

Mine X SLP Database and Forms

Mining Charter Scorecard	MC3 Weightin Your MC Scor		DTI LEVELS	DMR Scorecard	Compliant?	%
Ownership			Level 1	Ring-fenced element+ 100%	Yes	
Existing Mining Rights	Y/N	Y	Level 2	Ring-fenced element+ 80%-100%	Yes	
New Mining Rigths	Y/N	Y	Level 3	Ring-fenced element+ 70%-80%	Yes	
Mine Community Development	Y/N	Y	Level 4	Ring-fenced element+ 60%-70%	Yes	
Housing and Living Conditions	Y/N	Y	Level 5	Ring-fenced element+ 50%-60%	Yes	
Employement Equity	30%	26%	Level 6	Ring-fenced element+ 40%-50%	Non-compliant	
Inclusive Procurement	40%	27%	Level 7	Ring-fenced element+ 30%-40%	Non-compliant	
Human Resource Development	30%	30%	Level 8	Ring-fenced element+ 20%-30%	Non-compliant	
	100%	69%	Non-compliant	Ring-fenced element+ <20%	Non-compliant	
		Level 4	Non-compliant	Ring-fenced elemnt not met	Non-compliant	

THE DASHBOARD GUIDES YOU USING INFORMATION PROCESSES

Obtain information

WSP/ATR

Procurement Accounts

LED Projects

SLP Document

Information to SLP Forms and Reports

Create a task list

Create Documentary Proofs

Info automatically updates

Track of commitments

Calculate unique Mining Charter Score

Info into SLP Update

WE START WITH YOUR WSP/ATR BIO

File Edit View Insert Format Data Tools Extensions Help

100% £ % .0 .00 123 Calibri 12 B I A

fx Male

A	B	C	D	E	F	G	H	I	J	K	L
Passport #	Name & Sur	Birth Year	Testing	Gender	Race	Disabled?	SA Citizen?	Province	Municipality	Highest Qualifi	Specify field of Em
6.80E+12	A	1968	1	Male	African	No	Yes	Gauteng	Ekurhuleni Met	Grade 8	Emp
7.11E+12	B	1971	2	Male	African	No	Yes	Gauteng	Ekurhuleni Met	Std 9 / Grade 11, NATED 2 / NC	Emp
7.31E+12	C	1973	3	Male	African	No	Yes	Gauteng	Ekurhuleni Met	Grade 11/Standard 9/Form 4/	Emp
6.50E+12	A	1965		Male	White	No	Yes	Gauteng	Ekurhuleni Met	Higher Certificate	Emp
8.30E+12	B	1983		Male	African	No	Yes	Gauteng	Ekurhuleni Met	Grade 10/Standard 8/Form 3/	Emp
5.61E+12	C	1956		Male	White	No	Yes	Gauteng	Ekurhuleni Met	Artisinal_Trade_Certificate	Emp
8.60E+12	A	1986		Male	African	no	Yes	Gauteng	Ekurhuleni Met	Grade 11/Standard 9/Form 4/	Emp
9.60E+12	B	1996		Female	White	No	Yes	Gauteng	Ekurhuleni Met	Grade 12/Standard 10/Form 5,	Emp
7.70E+12	C	1977		Male	White	No	Yes	Gauteng	Ekurhuleni Met	Grade 12/Standard 10/Form 5,	Emp
9.31E+12	A	1993		Male	White	No	Yes	Gauteng	Ekurhuleni Met	Grade 10/Standard 8/Form 3/	Emp
8.91E+12	B	1989		Male	African	No	Yes	Gauteng	Ekurhuleni Met	Grade 12/Standard 10/Form 5,	Emp
7.71E+12	C	1977		Female	African	No	Yes	Gauteng	Ekurhuleni Met	Grade 12/Standard 10/Form 5,	Emp
6.51E+12	A	1965		Male	African	No	Yes	Gauteng	Ekurhuleni Met	AET Level 3	Emp
6.51E+12	B	1965		Male	African	No	Yes	Gauteng	Ekurhuleni Met	Grade 7	Emp
8.81E+12	C	1988		Female	White	No	Yes	Gauteng	Ekurhuleni Met	Grade 12/Standard 10/Form 5,	Emp
9.11E+12	A	1991		Male	African	No	Yes	Gauteng	Ekurhuleni Met	Grade 11/Standard 9/Form 4/	Emp
8.51E+12	B	1985		Male	White	No	Yes	Gauteng	Ekurhuleni Met	Grade 10/Standard 8/Form 3/	Emp
54690	C	1978		Male	African	No	No	Gauteng	Ekurhuleni Met	Grade 11/Standard 9/Form 4/	Emp
9.01E+12	A	1990		Male	African	No	Yes	Gauteng	Ekurhuleni Met	Artisinal_Trade_Certificate	Emp

FROM THERE WE DERIVE ALL THE IMPORTANT FORMS AND REPORTS

COUNTA of Name & Surname	Gender		Race		Female Total	Male	Male Total	Grand Total
	Female		Male					
	African	White	African	White				
Highest Qualification Type								
AET Level 2				1			1	1
AET Level 3				2			2	2
Artisinal_Trade_Certificate				6	4		10	10
Diploma /National Diploma/N Diplome		2	2	1	1		2	4
Grade 10/Standard 8/Form 3/ Nations	1	1	2	3	6		9	11
Grade 11/Standard 9/Form 4/ Nations	1		1	18	1		19	20
Grade 12/Standard 10/Form 5/Nation	5	6	11	11	3		14	25
Grade 7				2			2	2
Grade 8				2			2	2
Higher Certificate						1	1	1
N4, N5 or N6 (NATED 4, 5 or 6) or N1	1	1	2					2
No Schooling				2			2	2
Std 9 / Grade 11, NATED 2 / NCV Lev				3			3	3
Grand Total	8	10	18	51	16		67	85

FOR EXAMPLE....

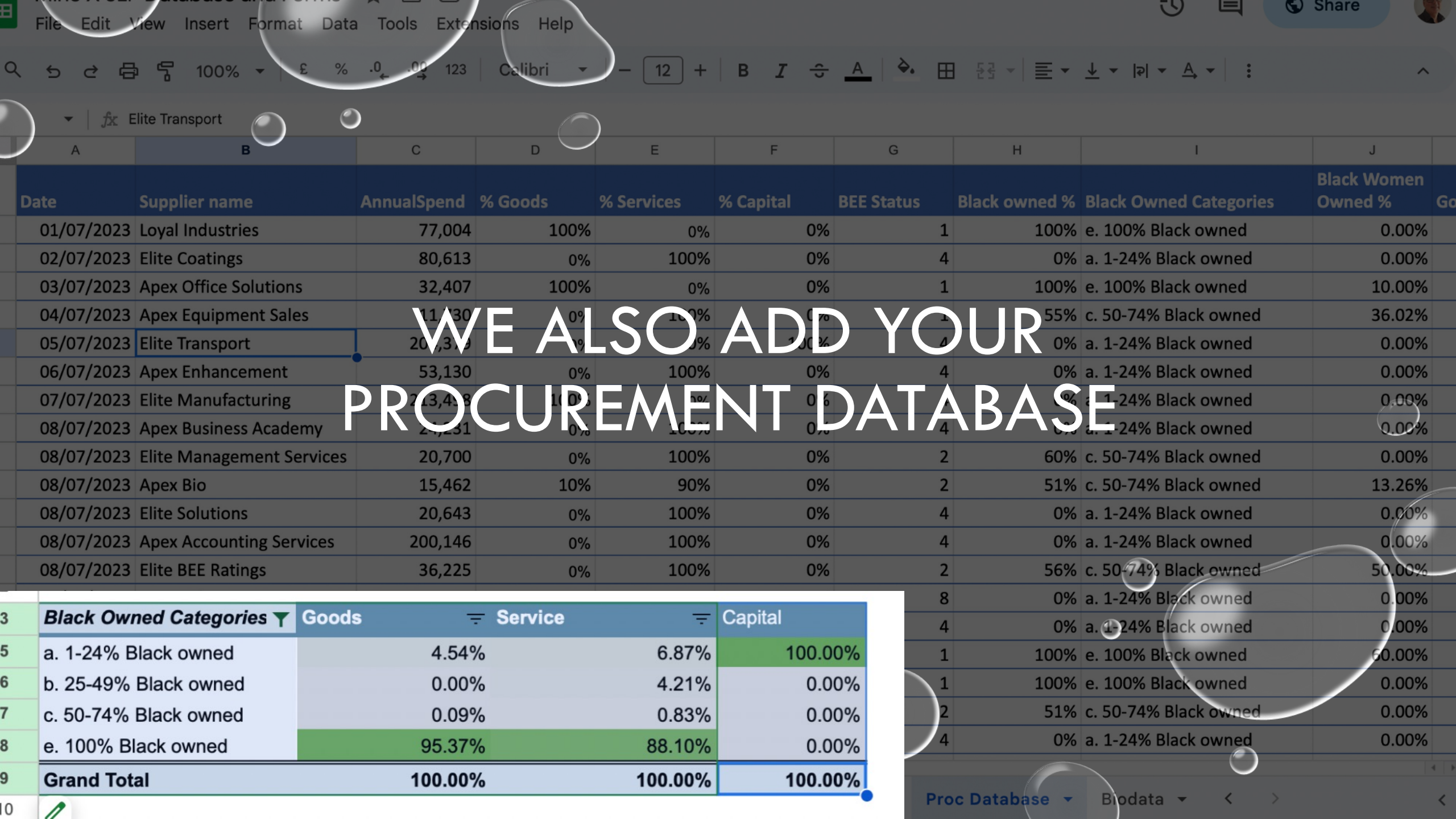
Form S

Form S : Employment by Occupational Level							
A	B	C	D	E	F	G	H
Form S : Employment by Occupational Level							
COUNTA of Name & Surname	Gender	Race					
	Female	Female Total		Male	Male Total		Grand Total
Occupational Levels For Equity Reporting Purposes	African	White		African	White		
Professionally qualified and experienced		1		1		1	2
Semi-skilled and discretionary decision m	7	1		8	42	9	59
Senior management		1		1	1	1	3
Skilled technical and academically qualifi	1	7		8	8	5	21
Grand Total	8	10		18	51	16	85

Employment Equity

Employment Equity Profile								
A	B	C	D	E	F	G	H	
Employment Equity Profile								
COUNTA of Name & Surname	Gender	Race						
	Female	Female Total		Male	Male Total		Grand Total	HDI To
Occupational Levels For Equity Reporting Purposes	African	White		African	White			
Professionally qualified and experienc		50.0%		50.0%		50.0%	50.0%	100.0%
Semi-skilled and discretionary decisio	11.9%	1.7%		13.6%	71.2%	15.3%	86.4%	100.0%
Senior management		33.3%		33.3%	33.3%	33.3%	66.7%	100.0%
Skilled technical and academically que	4.8%	33.3%		38.1%	38.1%	23.8%	61.9%	100.0%
Grand Total	9.4%	11.8%		21.2%	60.0%	18.8%	78.8%	100.0%

....and others



WE ALSO ADD YOUR PROCUREMENT DATABASE

Date	Supplier name	Annual Spend	% Goods	% Services	% Capital	BEE Status	Black owned %	Black Owned Categories	Black Women Owned %
01/07/2023	Loyal Industries	77,004	100%	0%	0%	1	100%	e. 100% Black owned	0.00%
02/07/2023	Elite Coatings	80,613	0%	100%	0%	4	0%	a. 1-24% Black owned	0.00%
03/07/2023	Apex Office Solutions	32,407	100%	0%	0%	1	100%	e. 100% Black owned	10.00%
04/07/2023	Apex Equipment Sales	11,130	0%	100%	0%	1	55%	c. 50-74% Black owned	36.02%
05/07/2023	Elite Transport	20,319	0%	0%	100%	4	0%	a. 1-24% Black owned	0.00%
06/07/2023	Apex Enhancement	53,130	0%	100%	0%	4	0%	a. 1-24% Black owned	0.00%
07/07/2023	Elite Manufacturing	213,418	100%	0%	0%	4	0%	a. 1-24% Black owned	0.00%
08/07/2023	Apex Business Academy	24,231	0%	100%	0%	4	0%	a. 1-24% Black owned	0.00%
08/07/2023	Elite Management Services	20,700	0%	100%	0%	2	60%	c. 50-74% Black owned	0.00%
08/07/2023	Apex Bio	15,462	10%	90%	0%	2	51%	c. 50-74% Black owned	13.26%
08/07/2023	Elite Solutions	20,643	0%	100%	0%	4	0%	a. 1-24% Black owned	0.00%
08/07/2023	Apex Accounting Services	200,146	0%	100%	0%	4	0%	a. 1-24% Black owned	0.00%
08/07/2023	Elite BEE Ratings	36,225	0%	100%	0%	2	56%	c. 50-74% Black owned	50.00%

Black Owned Categories	Goods	Service	Capital
a. 1-24% Black owned	4.54%	6.87%	100.00%
b. 25-49% Black owned	0.00%	4.21%	0.00%
c. 50-74% Black owned	0.09%	0.83%	0.00%
e. 100% Black owned	95.37%	88.10%	0.00%
Grand Total	100.00%	100.00%	100.00%

WE ASSIST YOU
MANAGING YOUR
LED COMMITMENTS



Project: Classroom Furniture ☆

A rich text editor toolbar showing the font set to "Arial", size "10", and various formatting options like bold (B), italic (I), underline (U), strikethrough (ABC), link (chain), and text color (A).

	Outcomes	Add to tasks fx	C
m Furniture		https://app.smartsheet.c	
24		https://app.smartsheet.c	
beki Primary School was launched in		https://app.smartsheet.c	
24		https://app.smartsheet.c	
, Sawu Ngubane Ward 72		https://app.smartsheet.c	
r			
from Kingsway, Lindelani, Alliance		https://app.smartsheet.c	
r surrounding communities			
		https://app.smartsheet.c	
ni Metropolitan Municipality		https://app.smartsheet.c	
ults: None, Female Adults: -, Male		https://app.smartsheet.c	
Female Youth: -, Disabled: -			
toll Mining, KPA: -, KPI: -, Date:		https://app.smartsheet.c	
toll Mining, KPA: -, KPI: -, Date:		https://app.smartsheet.c	
toll Mining, KPA: -, KPI: -, Date:		https://app.smartsheet.c	

MOST IMPORTANTLY, YOU USE A TRACKER...

Forms Connections

X SLP Task List ☆

Grid View Filter Arial 10 B I U ☰ A ☰ ☰

Task Name	Category <small>i</small>	Assigned To	Due Date	Days Left <small>f_x</small>	% Complete
Follow up on Proposed LED Projects	MCD / LED	MM Madeleine	24-Oct-2023	-2	60%
Madeleine to send Monei a applicaiton to appr	MCD / LED	MM Madeleine	24-Oct-2023	-2	90%
Send letter to DMRE applying for approval of p	MCD / LED	MM Madeleine	26-Oct-2023	0	0%


You can add attachments...

Attachments

Row Sheet All

Row 1: Follow up on Proposed LED Projects

Actions ▾ ↑↓ Uploaded (newest) ▾



Drag and drop files from your computer, or click to upload.


Attach Files to Row 1

You can have conversations...

Conversations


Row Sheet All Unread

Row 1: Follow up on Proposed LED Projects



Conversations in the context of your work

Get started by entering the first comment below.


 Row 1: Follow up on Proposed LED Projects
Comment or notify others with @

... @ 📎 ▶

Send emails and reminders...

- Lock
- Move to Another Sheet...
- Copy to Another Sheet...
- View Row in Card View

- Attachments...
- Comments... Ctrl + M
- Generate Documents... **New**
- Proofs...
- Set Reminder...

 Send

IN SUMMARY SLP TRACKER

Why it's essential:

- Responsible and sustainable mining requires adherence to social and labour plans and the mining charter. This challenge is amplified for smaller mines with limited budgets.

Our solution:

- An accessible and budget-friendly compliance tracker tailored specifically for smaller mines, built on smartsheet.

Key features:

Budget-conscious: tailored for financial constraints of smaller mines.

User-friendly: smartsheet interface easy for small teams.

Assured compliance: minimize legal and operational risks.

Bottom line:

Ensure responsible growth and effortless compliance tracking without breaking the bank. Embrace our technology, stay ahead in the industry, and secure your mining future.